

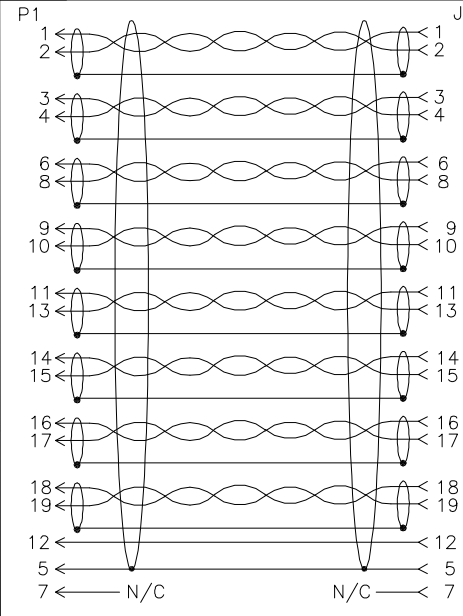
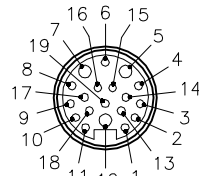
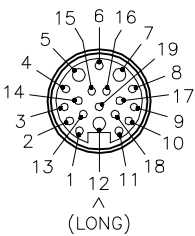
MALE END VIEW

FEMALE END VIEW

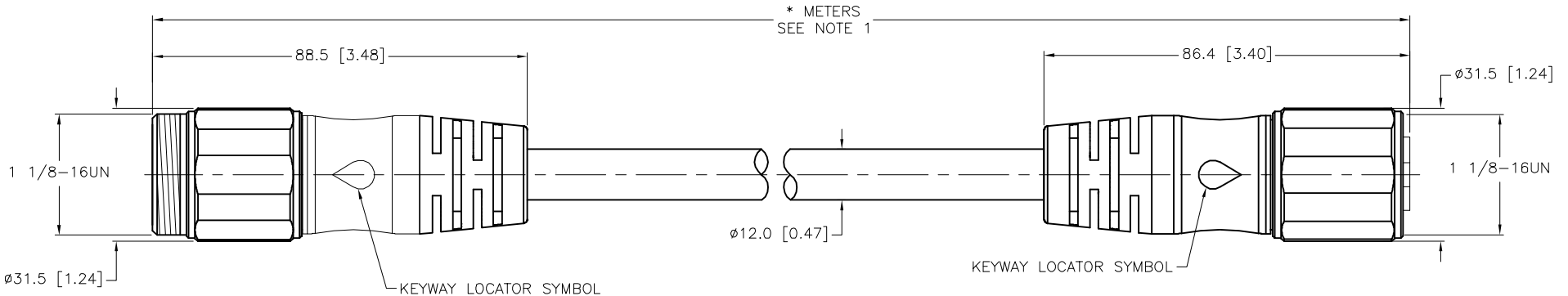
WIRING DIAGRAM

SPECIFICATIONS

- 1 = WHITE/BLACK
- 2 = BLACK/WHITE
- 3 = WHITE/GREEN
- 4 = GREEN/WHITE
- 5 = DRAIN
- 6 = WHITE/RED
- 7 = N/C
- 8 = RED/WHITE
- 9 = WHITE/ORANGE
- 10 = ORANGE WHITE
- 11 = WHITE/BLUE
- 12 = GREEN/YELLOW
- 13 = BLUE/WHITE
- 14 = WHITE/BROWN
- 15 = BROWN/WHITE
- 16 = WHITE/YELLOW
- 17 = YELLOW/WHITE
- 18 = WHITE/VIOLET
- 19 = VIOLET/WHITE



CONTACT CARRIER MATERIAL	TPU
MOLDED HEAD MATERIAL/COLOR	TPU/BLACK
CONTACT MATERIAL/PLATING	BRASS/GOLD
COUPLING NUT MATERIAL/FINISH	STAINLESS STEEL/PASSIVATED
RATED CURRENT [A]	4.0 A (PINS 5,7,12), 2.0 A (ALL OTHERS)
RATED VOLTAGE [V]	300 V
OUTER JACKET MATERIAL/COLOR	PVC/BLUE
CONDUCTOR INSULATION MATERIAL	PVC
NUMBER OF CONDUCTORS	16x22 AWG, 1x18 AWG GROUND
DRAIN/SHIELD	9x22 AWG DRAINS/ALUMINUM FOIL SHIELDED
CONDUCTOR ARRANGEMENT	8 SHIELDED TWISTED PAIR W/DRAIN, 1 GND, 1 DRAIN
TEMPERATURE RATING	-40°C to +105°C (-40°F to +221°F)
PROTECTION CLASS	NEMA 1,3,4,4X,6P,12 & IECIP67,IP68,IP69,IP69K
CABLE RATINGS	UL: ITC/PLTC/AWM, 105C, 300V CSA: CMX-OUTDOOR-CMG/AWM, 105C, 300V



CABLE LENGTH	TOLERANCE*
ALL LENGTHS	+ 4% (OR 50mm) OF LENGTH - 0% (OR 0mm) OF LENGTH WHICHEVER IS GREATER
STRIP LENGTH	TOLERANCE*
0-7mm	±0.5mm
8-29mm	±1.0mm
30-49mm	±2.0mm
50-69mm	±3.0mm
70-100mm	±4.0mm
OVER 100mm	±5.0mm

* UNLESS OTHERWISE SPECIFIED

NOTES:

1. "*" INDICATES CABLE LENGTH IN METERS. CONTACT TURCK TO ORDER SPECIFIC LENGTHS.

SOURCE DRAWING - FOR REFERENCE ONLY

RELATED DOCUMENTS 1. 2. 3. 4.	3RD ANGLE PROJECTION 	THIS DRAWING IS CONFIDENTIAL AND THE PROPERTY OF TURCK INC. USE OF THIS DOCUMENT WITHOUT WRITTEN PERMISSION IS PROHIBITED.		<p>3000 CAMPUS DRIVE MINNEAPOLIS, MN 55441 1-800-544-7769 (763) 553-7300 (763) 553-0708 fax www.turck.us</p>	
		DRFT RDS	DATE 07/12/13		DESCRIPTION P-RSV RKV 190-977-*M
MATERIAL SEE SPECIFICATIONS	ALL DIMENSIONS DISPLAYED ON THIS DRAWING ARE FOR REFERENCE ONLY	APVD J.S.	SCALE 1=1.5	IDENTIFICATION NO.	REV B
FINISH SEE SPECIFICATIONS		UNIT OF MEASUREMENT MILLIMETER [INCH]			
DO NOT SCALE THIS DRAWING		SHEET 1 OF 1			

B	UPDATE PROTECTION CLASS	CBM	04/13/21	76628
REV	DESCRIPTION	BY	DATE	ECO NO.